

**MATHEMATICAL ENGINEERING  
TECHNICAL REPORTS**

**Configuring Bidirectional Programs with  
Functions**

Masato TAKEICHI

METR 2009-34

August 2009

DEPARTMENT OF MATHEMATICAL INFORMATICS  
GRADUATE SCHOOL OF INFORMATION SCIENCE AND TECHNOLOGY  
THE UNIVERSITY OF TOKYO  
BUNKYO-KU, TOKYO 113-8656, JAPAN

**WWW page: <http://www.keisu.t.u-tokyo.ac.jp/research/techrep/index.html>**

The METR technical reports are published as a means to ensure timely dissemination of scholarly and technical work on a non-commercial basis. Copyright and all rights therein are maintained by the authors or by other copyright holders, notwithstanding that they have offered their works here electronically. It is understood that all persons copying this information will adhere to the terms and constraints invoked by each author's copyright. These works may not be reposted without the explicit permission of the copyright holder.

# Configuring Bidirectional Programs with Functions

Masato Takeichi

Department of Mathematical Informatics  
School of Information Science and Technology

University of Tokyo

takeichi@mist.i.u-tokyo.ac.jp

August 24, 2009

## Abstract

Many issues both in view-updating and in synchronization have been dealt with successfully by designing and implementing domain-specific languages with bidirectional semantics. These still lack, however, encapsulation mechanisms with which the forward and backward transformations relate to each other.

We propose in this paper a concept of *bidirectional programming* for problems like view-updating. In bidirectional programming, forward and backward transformations are encapsulated in a single *bidirectional function* which is evaluated twice in a program, once in forward and once in backward direction. The framework of bidirectional programming brings about a new approach to view-updating and synchronization problems and an efficient and reliable implementation of bidirectional transformation.

We illustrate the idea of bidirectional programming by bidirectionalizing a domain-specific library HaXml for XML processing and demonstrate the usefulness of bidirectional functions through the development of a view-updating system.

## 1 Introduction

We often encounter the task of maintaining persistent source data through a user's view consisting of partial data extracted from the source. As well as re-

placement of data items in the source, insertion of new data items and deletion of existent entries are considered typical maintenance operations through the view. Such kind of task has been intensively studied in the database community, and is called *view-updating problem*.

Recently, the problem of maintaining the consistency of two pieces of structured data was brought to our attention. *Synchronization* of bookmarks of Web browsers is an example. In this context, the source and the view comprise a collateral pair of structured data to be kept consistent.

Though developed separately, their results turn out to be similar; the source data and the view are transformed to and from each other by a pair of functions with keeping some consistent properties. The forward and backward transformations comprise a *bidirectional transformation* between the source and the view. Many issues both in view-updating and in synchronization have been dealt with successfully by designing and implementing domain-specific languages with bidirectional semantics.

These still lack, however, encapsulation mechanisms with which the forward and backward transformations relate to each other. These transformations discussed so far are considered simply as components of a pair  $\langle f^{\>}, f^{\<} \rangle$  of a forward  $f^{\>}$  and a backward  $f^{\<}$  function. It is common in bidirectional transformation that the backward transformation from the modified view to the source requires the original source data as well as

the modified view because the view is an excerpt of the source and may not convey the complete information on the source. Hence the source data might be possibly scanned again during the backward transformation. This is the reason why we should be asked to solve the inefficiency of bidirectional transformations.

We propose in this paper a concept of *bidirectional programming* for problems like view-updating. A bidirectional program behaves like bidirectional transformation except that it takes editing operation on the view into account as well as transformations. In a few words, the bidirectional program takes a source data as input, transforms it to produce a view on which operations are performed, and then it transforms the modified view back to put a modified source data as output. In such bidirectional programs, forward and backward transformations are encapsulated in a single *bidirectional function*. The bidirectional function is a higher order function which takes a function over the target view as its argument and produces a function over the source data domain.

We first consider the framework of bidirectional programming, and then propose an idea of bidirectional function with concrete implementation in Haskell. And we exemplify the advantage of our idea for bidirectional transformation through bidirectionalizing the HaXml library, and finally demonstrate a bidirectional XML viewer developed for illustration.

## 2 Bidirectional programming

Suppose we are about to write a program which takes a source data as input and produces a target view through which updating operations for the source data are performed. In order to reflect the changes on the view back to the source, we need another program to be performed after updating. These programs, one transforms in *forward* and the other in *backward* direction, comprise a

*bidirectional transformation*.

If we consider the whole process as a single *bidirectional program*, updating operations on the view should take part in the program itself as shown in Figure 1. The operations on the view may be performed by the user of the view-updating system who takes part in the whole process of the program.

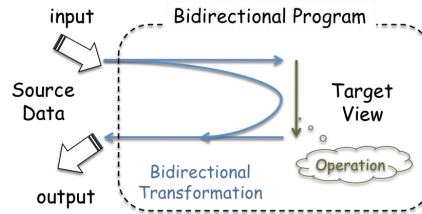


Figure 1: Bidirectional program

### 2.1 Bidirectional programs with functions

Consider how to construct the bidirectional program with functions. In the course of evaluation of bidirectional programs, the update operation might be taken for some *target* view  $t \in Tar$  of the *source* data  $s \in Src$  rather than for the source itself, and modification on the view  $t' \in Tar$  should be brought back to the source to produce new source data  $s' \in Src$ .

The *forward* function  $f^>$  from the source to the target view and the *backward* function  $f^<$  from the view to the source behave as if they were inverse of the other. It is, however, unrealistic to impose such bijective properties on these functions. In most programs of this kind the forward function  $f^>$  produces the view  $t = (f^> s)$  consisting only of interested excerpted information from the source  $s$ . Although this makes the user manipulate the data easier than do on the huge source data, we could not assume that the backward function  $f^<$  brings the modification back to the source solely with the modified view  $t'$ . We should put the assumption that the backward function takes the original source  $s$  as well as the modified view  $t'$

to produce the result  $s' = (f^< s t')$ .

Thus, the part of bidirectional transformation of the bidirectional program is represented by a pair of functions  $\langle f^>, f^< \rangle$  of which component functions have the functionality

$$\begin{aligned} f^> &:: Src \rightarrow Tar \\ f^< &:: Src \rightarrow Tar \rightarrow Src \end{aligned}$$

with properties:

- the forward function  $f^>$  transforms the source data  $s$  into its target view  $t$ :

$$t = f^> s,$$

and

- the backward function  $f^<$  takes the original source data  $s$  and the modified view  $t'$  to bring the change of the target view back to produce the modified source  $s'$ :

$$s' = f^< s t'$$

as shown in Figure 2

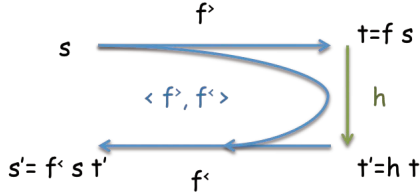


Figure 2: Bidirectional transformation

As for the operation on the view, it is reasonable to represent it by a function  $h$ :

$$t' = h t$$

which is also shown in Figure 2.

Of course, each transformation should satisfy certain property of *bidirectionality*. Here, we should notice that the transformation  $\langle f^>, f^< \rangle$  along with  $h$  implements a bidirectional program that we expect from the specification, and therefore the property is to be stated in terms of relations between  $f^>$ ,  $f^<$  and  $h$ .

## 2.2 Bidirectionality

Several definitions of the property of *bidirectionality* have been proposed for characterizing the bidirectional transformation under consideration. In [16, 9], the bidirectional property based on the “Get-Put” and “Put-Get” conditions is stated as a fundamental one. Here, “Get” and “Put” correspond to our  $f^>$  and  $f^<$ , and the Put-Get condition states that  $f^> (f^< s t) = t$  for some  $s \in Src$  and any  $t \in Tar$ .

However, if we allow duplication in the view described in Section 2.3 below, the Put-Get property is too restrictive and is not always satisfied. Hence the bidirectionality is defined differently in [12] which is based on the “Get-Put-Get” and “Put-Get-Put” conditions.

As a matter of fact, the property of this kind cannot convey the whole properties of our interest. They do not refer to the operation on the view, but only assume that some modification may be performed to the view. From the standpoint of our bidirectional programming, the bidirectionality would be a consequence of the program composed of a bidirectional transformation  $\langle f^>, f^< \rangle$  and an operation function  $h$ . Hence, we do not specify here the property of bidirectionality in general, but do *define the bidirectionality by programming* primitives for bidirectional programs. We might believe that our well-written bidirectional program will in fact behave as they satisfy certain property which may be recognized as bidirectional.

In this paper, we will introduce a set of such basic bidirectional transformations in Sections 3.1 and 4.2, where we call them *filters* from the source data to the target view. The set of the basics constitutes itself as a domain-specific language with well-defined semantics. The user can understand the meaning of each transformation and knows what happens by using it for programming to solve problems. Programs written in this language enjoy the bidirectional property based on those of their components.

We state here the simplest property of *stability* as the minimum requirement of

our bidirectional programs.

**Stability:**

For any  $s \in Src$ ,

$$f^< s (f^> s) = s$$

holds.

The stability condition says that the source  $s$  remains unchanged if no modification is made in the target view as shown in Figure 3. This is the most fundamental condition that any bidirectional transformation  $\langle f^>, f^< \rangle$  must satisfy. It is same as the Get-Put condition described above. Note that the condition does not refer to  $h$ , or does state that it holds for the case  $h = id$ , the identity function. Hence, the stability condition is considered as the weakest condition of our bidirectional programs. We need more to specify with respect to  $h$ .

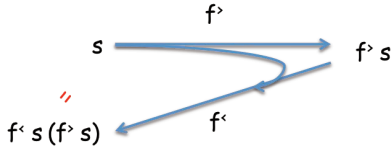


Figure 3: Stability

As an illustrative example of individual bidirectionality, consider a bidirectional program  $xmin$  which takes a pair of integers  $s \in Src$  and gives the minimum of its component values as the view  $t \in Tar$ . The operation on the view, that is, the function  $h$  is assumed to change the value shown in the view with some integer. What we expect this bidirectional program is to reflect the change in the view back to the source. For example, given the source  $s = (2, 5)$  we are presented  $t = 2$  in the view by evaluation of  $(f^> s)$ . If we change the value  $t$  to  $t' = 6$  as the evaluation result of  $(h t)$ , where  $h = const\ 6$ , a constant function returning 6 for any argument, in this case, we expect to have the pair in the source changed to  $s' = (6, 5)$  by  $(f^< s t')$ . This is done in a way that the selected component as the minimum is replaced by  $t'$  in place. It would be natural to do this, but not necessarily. We might have

written a program which put the difference of the elements as  $s' = (1, 5)$ , for example. Some property of bidirectionality proposed so far is satisfied even by this artificial transformation, and the other is not. This is why we need to specify the property of bidirectionality individually according to the meaning of the transformation.

It is nothing to say that  $xmin$  satisfies the stability condition. In addition to this, we can state that this program should satisfy the following property as long as we expect  $xmin$  to behave as above.

**Bidirectionality of  $xmin$ :**

Given a pair  $s = (x, y) \in Src$ ,

$$\begin{aligned} f^< s t' & \\ &= (t', y), \quad \text{if } x < y \\ &= (x, t'), \quad \text{otherwise} \\ &\quad \text{where } t' = h(f^> s) \end{aligned}$$

holds.

### 2.3 Duplication in bidirectional transformation

So far we have looked into bidirectional transformation by representing it with functions. We can compose functions to build larger functions as usual in functional programming. This is nothing special to bidirectional program construction compared to functional programming.

There is, however, a very useful construction mechanism called *duplication* proposed for bidirectional transformation [17, 18, 11, 19, 12]. This is beyond the ordinary functional composition and should be worth mentioning here.

Duplication of some source data may appear more than twice in the target view as if their occurrences were instances of the copy of a single item. These look like copies at least by their appearances in the view. But in our bidirectional settings, duplication differs from copy in that if one of the occurrences in the view is modified, the corresponding source data and the other occurrences in the view should change accordingly. In this way, duplication makes

its occurrences kept consistent if one of them is modified.

Let us consider duplication by *splitting* the source to produce the view composed by two bidirectional transformation  $\langle f^>, f^< \rangle$  and  $\langle g^>, g^< \rangle$  as shown in Figure 4. Both transformations share the source  $s$  and they produce  $t_f = (f^> s)$  and  $t_g = (g^> s)$  as parts of the view  $t = (t_f, t_g)$ . Suppose that some updating operation is taken on the part  $t_f$  yielding  $t'_f$ , and  $t_g$  remains unchanged; thus, the total view  $t$  is changed to  $t' = (t'_f, t_g)$ . Then, we first bring the change to the source by  $f^<$  to produce the modified source  $s' = (f^< s t'_f)$  by the backward function  $f^<$ . Although this makes  $s'$  updated in accordance with the change in  $t'_f$ , this change has not yet propagated to the  $t_g$  part of the view  $t'$ . In order to keep the view consistent, we need to perform the forward transformation again to get the view  $t'' = (f^> s', g^> s')$ . Processing this way keeps the duplicated instances consistent in the whole view.

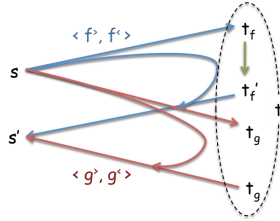


Figure 4: Duplication by split

Here, we have the bidirectional property for this construction.

### Bidirectionality of

#### *Duplication-by-Split*

For a bidirectional transformation  $\langle k^>, k^< \rangle$  which is constructed by splitting the source  $s$  with  $\langle f^>, f^< \rangle$  and  $\langle g^>, g^< \rangle$ , and for any  $h$ ,

$$\begin{aligned} k^< s t' & \\ &= f^< s t'_f \quad \text{if } t' = (t'_f, g^> s) \\ &= g^< s t'_g \quad \text{if } t' = (f^> s, t'_g) \\ &\quad \text{where } (f^> s, g^> s) = k^> s \\ &\quad \quad \quad t' = h t \end{aligned}$$

holds.

As the *duplication-by-split* is widely used in transformation for XML processing, we should take it into account to deal with bidirectional transformation. It would be well understood that this mechanism could be used in synchronizing  $t_f$  and  $t_g$  by bidirectional transformation as well.

## 3 Functions for bidirectional programming

We have examined bidirectional transformation in general with its functional representation. But when we consider implementation of bidirectional programs with functions, we should take full care about the close connection of forward  $f^>$  and backward  $f^<$  functions of bidirectional transformation  $\langle f^>, f^< \rangle$ .

A simple way of implementing the bidirectional transformation  $\langle f^>, f^< \rangle$  would be to define  $f^>$  and  $f^<$  as `f.f` and `f.b`, respectively.

```
f.f :: Src -> Tar
f.b :: Src -> Tar -> Src
```

A bidirectional transformation `xmin` for the bidirectional program for presenting the minimum looks like:

```
xmin :: Ord a => ((a,a)->a,a->(a,a))
xmin = (f.f, f.b) where
  f.f (x,y) = if x<y then x else y
  f.b (x,y) t' = if x<y then (t',y) else (x,t')
```

We can see that this satisfies the bidirectional property of `xmin` mentioned in Section 2.2. What we observe from this example is: why do we need to evaluate the expression `if x<y ...` again in backward function? We know which component should be replaced from the forward transformation for the given source data.

To solve this problem, we will try to parametrize the backward function with the source. The key idea is this: if a backward function  $f^<$  is generated for each instance of the source data  $s$  given to the forward function  $f^>$ , no more evaluation of  $s$  is required in the backward transformation. This leads to our idea of bidirectional functions.

### 3.1 Bidirectional functions

We propose here a novel idea of encapsulating forward and backward functions in a function called  $XFun$ , which is a higher order function taking a function to give a function. Using the  $XFun$ , bidirectional transformation  $\langle f^>, f^< \rangle$  is expressed as a single function  $XFun f$ .

#### Definition (Bidirectional function)

A *bidirectional function*

$$XFun f :: XFun a b$$

is a function which takes a function  $h :: b \rightarrow b$  as argument and returns a function of the type  $a \rightarrow a$  as its result<sup>1</sup>.

The basic idea of  $XFun$  is to keep the result obtained in the course of evaluation of the forward function in itself for the backward function to use it later. That is, the forward function  $f$  of  $XFun f$  applied to the source  $s$  gives a pair consisting of the view  $t$  and the backward function  $f'$  which will be used later when the backward transformation is performed.

Hence, the function  $f$  of  $XFun f$  works as  $f^>$  of the bidirectional transformation  $\langle f^>, f^< \rangle$ , and the function  $f'$  does for  $(f^< s)$  which is the function  $f^<$  partially parametrized with the source  $s$ . Much the same way as the function  $(f^< s)$  need to take only the modified target  $t'$  to bring the change back to the source,  $f'$  takes  $t'$  only for the backward transformation.

We can define  $XFun$  in Haskell as

```
newtype XFun a b = XFun (a -> (b, b -> a)).
```

And we may give a definition of bidirectional function `xmin` :

```
xmin :: Ord a => XFun (a,a) a
xmin = XFun f where
  f (x,y)
  | x < y = let f' t' = (t', y) in (x, f')
  | otherwise = let f' t' = (x, t') in (y, f')
```

<sup>1</sup>Although a bidirectional function might be defined simply by an ordinary function, introduction of a functional datatype  $XFun$  would make us concerned with this specific kind of higher order functions.

Here, we can easily observe that no redundant evaluation of the source occurs in backward transformation. It should be noted, however, that the bidirectional function  $XFun$  produces a *functional closure* as its intermediate result and may consume space proportional to the number of occurrences of  $XFuns$  in the course of evaluation of forward functions.

#### Construction of bidirectional programs

A bidirectional program is constructed from a bidirectional function

$$XFun f :: XFun a b$$

and a function

$$h :: b \rightarrow b$$

by the combinator  $\langle \!| \rangle$ . The expression  $(XFun f \langle \!| \rangle h)$  is a function over the source data and behaves as a function of the type  $(a \rightarrow a)$  as shown in Figure 5.

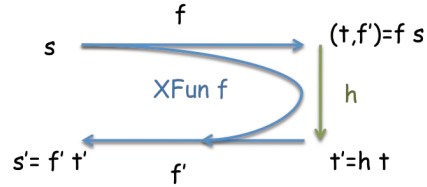


Figure 5: Construction with  $\langle \!| \rangle$

The construction combinator  $\langle \!| \rangle$  is implemented in Haskell as:

```
(\!|) :: XFun a b -> (b -> b) -> a -> a
(XFun f) \!| h =
  \s -> let (t,f) = f s in f' (h t)
```

#### Composition of bidirectional functions

Bidirectional functions are combined together by the combinator  $\langle - \rangle$ . The expression  $(XFun f \langle - \rangle XFun g)$  is a bidirectional function composed of  $XFun f$  and  $XFun g$  in this order, that is, first apply  $f$  to the source and then apply  $g$  to that result in forward transformation. Of course, the order of backward application is the reverse of the forward (Figure 6).



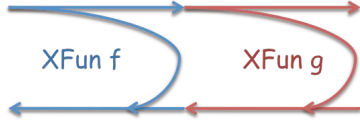


Figure 6: Composition with  $\langle - \rangle$

```

( $\langle - \rangle$ ) :: XFun a b  $\rightarrow$  XFun b c  $\rightarrow$  XFun a c
(XFun f)  $\langle - \rangle$  (XFun g) = XFun k where
  k x = (z, f'.g')
  where
    (y, f') = f x
    (z, g') = g y

```

### Bidirectional duplication by split

As we have seen in Section 2.3, our bidirectional programming allows construction for duplication. More concretely, we provide a construction mechanism which combines two bidirectional functions to generate a new bidirectional function; the *bidirectional split* construction ( $XFun f \langle ^ \rangle XFun g$ ) accepts a single source for  $f$  and  $g$  to produce the view respectively and combine the results into a pair in its forward transformation. The backward transformation reflect the changed result if any as the result of the split (Figure 7).

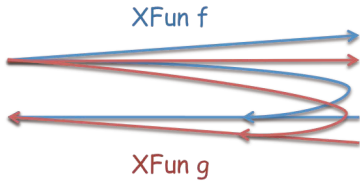


Figure 7: Construction with  $\langle ^ \rangle$

Our bidirectional duplication can be implemented by the split construction.

```

( $\langle ^ \rangle$ ) :: (Eq b, Eq c)  $\Rightarrow$ 
  XFun a b  $\rightarrow$  XFun a c  $\rightarrow$  XFun a (b,c)
(XFun f)  $\langle ^ \rangle$  (XFun g) = XFun k where
  k s = ((t.f, t.g), k')
  where
    (t.f, f') = f s
    (t.g, g') = g s
    k' (t.f', t.g')
      | t.g' == t.g = f' t.f'
      | otherwise = f' t.g'

```

This satisfies the bidirectional property of *duplication-by-split* mentioned in

Section 2.3. Note that we assume here that both of the pair are never modified at a time. This is the meaning of our duplication, while some conditions about disjointness of the domains for  $t_f$  and  $t_g$  may loosen this condition.

## 3.2 Bidirectional functions on lists

If we are provided bidirectional functions for lists in the standard Haskell library, we can write bidirectional programs on lists for free. That is, we can get bidirectionality simply by writing programs which transform the source in forward direction; we do not need to write functions for backward transformation.

Some examples of defining bidirectional functions follow;  $xyyy$  corresponds to the Haskell standard function  $yyy$ .

```

xfoldr :: XFun (a,b) b  $\rightarrow$  b  $\rightarrow$  XFun [a] b
xfoldr (XFun f) e = XFun k where
  k xs = (y, k' fs')
  where
    (y, fs') = foldr g (e,[]) xs
    where
      g x (z,fs') =
        let (z',f') = f(x,z) in (z',f':fs')
    k' [] y' = []
    k' (f':fs') y' = x':k' fs' z'
    where (x',z') = f' y'

```

```

xmap :: XFun a b  $\rightarrow$  XFun [a] [b]
xmap (XFun f) = XFun k where
  k xs = (ys, k')
  where
    (ys, fs') = unzip (map f xs)
    k' ys' = zipWith (\f' y'  $\rightarrow$  f' y') fs' ys'

```

```

xfilter :: (a  $\rightarrow$  Bool)  $\rightarrow$  XFun [a] [a]
xfilter p = XFun k where
  k [] = ([], id)
  k (x:xs)
    | p x = (x:ys, k')
    | otherwise = (ys, k'')
  where
    (ys, g') = k xs
    k' (y':ys') = y': g' ys'
    k'' ys' = x: g' ys'

```

```

xconcat :: XFun [[a]] [a]
xconcat = XFun k where
  k xss = (concat xss, k')
  where
    ls = map length xss

```

```

k' ys' = g ls ys'
g [] = []
g (l:ls) ys' = take l ys' :g ls (drop l ys')

```

We can observe that these definitions make full use of intermediate results of forward transformation for the backward. It should be noted that we assume the length of the list produced for the target view remains as it was before modification by editing operations.

In addition to the standard Haskell library functions, we can write more complex but useful functions such as sorting.

```

xsort :: Ord a => XFun [a] [a]
xsort = xfoldr xinsert []

xinsert :: Ord a => XFun (a,[a]) [a]
xinsert = XFun k where
  k (x, []) = ([x], k')
    where k' [y] = (y, [])
  k (x, xs@(x':xs'))
    | x <= x' = (x:xs, k')
    | otherwise = (x':ys, k'')
    where
      k' (y':ys') = (y',ys')
      (ys, g') = k (x,xs')
      k'' (y':ys') = (y'', y':ys'')
      where (y'', ys'') = g' ys'

```

Given these bidirectional functions, we can demonstrate bidirectional programs such as swapping the first two smallest elements of the list as:

```

xfsts :: Ord a => [a] -> [a]
xfsts = xsort <|> swapfsts
  where
    swapfsts (x:y:zs) = y:x:zs

```

An example GHCi session looks like

```

*Main> xfsts [2,5,1,4]
[1,5,2,4]
*Main> xfsts [3,4,1,2]
[3,4,2,1]

```

Another useful function is `xremdups` which removes adjacent duplicate elements.

```

xremdups :: Ord a => XFun [a] [a]
xremdups = XFun k where
  k [] = ([], id)
  k [x] = ([x], id)
  k (x:xs@(x':..))
    | x==x' = (ys, k')
    otherwise = (x:ys, k'')

```

```

where
  (ys, g') = k xs
  k' ys' = y':ys''
    where ys''@(y':..) = g' ys'
  k'' (y':ys') = y' : g' ys'

```

If we like to replace the minimal elements with value `x`, we write a bidirectional program using `xremdups` as:

```

xrepmin :: Ord a => a -> [a] -> [a]
xrepmin x = xsort <-> xremdups <|> repfst x
  where
    repfst x (y:zs) = x:zs

```

An example session:

```

*Main> xrepmin 0 [3,1,2,3,4,1,1]
[3,0,2,3,4,0,0]
*Main> xrepmin 4 [3,1,2,3,4,1,1]
[3,4,2,3,4,4,4]

```

Note that corresponding Haskell functions `sort` and `remdups` give

```

*Main> (remdups.sort) [3,1,2,3,4,1,1]
[1,2,3,4]
*Main> (repfst 0.remdups.sort)
[3,1,2,3,4,1,1]
[0,2,3,4]

```

And the forward transformation of the bidirectional program `xrepmin 0` behaves like this, while the backward transformation of `xrepmin 0` brings the first 0 to the locations where the element 1 appears.

## 4 Bidirectionalizing HaXml

In this section we will briefly review the core of the combinator library of HaXml [26], followed by bidirectionalizing HaXml by bidirectional functions.

The bidirectional HaXml called *BiHaXml* brings about great productivity and reliability for bidirectional programming. That is, we need only to write forward functions for intended applications and we get corresponding backward functions for free.

To this purpose, the BiHaXml library respects HaXml's datatypes and names as much as possible.

HaXml deals with internal representation of XML by the datatype `Content`:

```

<authorlist>
  <author>
    <name>Sachiko Kizu</name>
    <email>sachiko@ipl</email>
  </author>
  <author>
    <name>Masato Takeichi</name>
    <email>takeichi@ipl</email>
  </author>
  <author>
    <name>Zhenjiang Hu</name>
    <email>hu@nii</email>
  </author>
</authorlist>

```

Figure 8: An example of XML document

```

CElem (Elem "authorlist" []
  [CElem (Elem "author" []
    [CElem (Elem "name" []
      [CString False "Sachiko Kizu"]),
    CElem (Elem "email" []
      [CString False "sachiko@ipl"])]),
  CElem (Elem "author" []
    [CElem (Elem "name" []
      [CString False "Masato Takeichi"]),
    CElem (Elem "email" []
      [CString False "takeichi@ipl"])]),
  CElem (Elem "author" []
    [CElem (Elem "name" []
      [CString False "Zhenjiang Hu"]),
    CElem (Elem "email" []
      [CString False "hu@nii"])]))])

```

Figure 9: An example of Content

```

data Content = CElem Element
              | CString Bool String
              | CRef Reference
              | CMisc Misc
data Element =
  Elem String [Attribute] [Content]
type Attribute = (String, AttValue)
data AttValue =
  AttValue [Either String Reference]
data Reference = ... (omitted)

```

An XML tree is represented by a `Content` tree, which is either a `CElem` or a `CString`. A `CElem` node has its `Element` consisting of the XML tag of type `String`, an optional `Attribute` list, and an optional children list of type `Content`. An `Attribute` is represented by a pair of a `String` key with associated value of type `AttValue`, which may be either a `String` or a `Reference`. A `CString` is a leaf of the `Content` tree. We omit here the `Reference` for simplicity. Attributes will be internally extended in Section 5 to record user editing.

Figure 9 rewrites an XML document of Figure 8 in the `HaXml` representation.

#### 4.1 HaXml combinators

Combinators in `HaXml` are called *filters*. Filters have type

```
type CFilter = Content → [Content]
```

taking a `Content` and returning a possibly empty sequence of `Content`.

#### Basic Filters

A set of basic filters in `HaXML` is given in Figure 10. The simplest filters are `keep` and `none`; `keep` takes any `Content` tree and returns just that tree, and `none` fails on any input (returning an empty list).

```

keep, none :: CFilter
keep x = [x]
none x = []

```

The filter `elm` returns just this item if it is a `CElem` element, otherwise it fails. Conversely, `txt` returns this item only if the item is a `CString` or a `CRef`, that is, not a `CElem` element.

```

elm, txt :: CFilter
elm x@(CElem _) = [x]
elm _ = []
txt x@(CString _ _) = [x]
txt x@(CRef _) = [x]
txt _ = []

```

The filter `(tag t)` returns the input only if it is a `CElem` which has the tag name `t`.

```

tag :: String → CFilter
tag t x@(CElem (Elem n _)) | t==n = [x]
tag t _ = []

```

#### Content Constructors

The filter (literal `s`) always returns a `CString` of `s`. The construction combinator (`mkElem n cfs`) builds a `CElem` element with the tag `n`; the argument `cfs`

is a list of filters, each of which is applied to the current item. The results are concatenated by the `cat` combinator described below, and become the children of the created element. `(replaceTag n)` changes the node label `n` if the input is a node, and returns empty list otherwise.

```

literal :: String → CFilter
literal s = const [CString False s]

mkElem :: String → [CFilter] → CFilter
mkElem n cfs t =
    [CElem(Elem n [] (cat cfs t))]

replaceTag :: String → CFilter
replaceTag n (CElem(Elem _ _ cs)) =
    [CElem(Elem n [] cs)]
replaceTag n _ = []

```

The filters so far return either a *singleton* list of `Content` or an empty list. An empty list is sometimes used to represent “failure” in filter application or the `False` value in predicates.

Other filters do not have constraints on the length of the output.

### Content Selector

The filter `children` returns the immediate children of the tree, if any.

```

children :: CFilter
children (CElem (Elem _ _ cs)) = cs
children _ = []

```

### Filter Combinators

Figure 10 also lists basic combinators to compose `CFilters` out of simpler ones. The sequential composition `(f ‘o’ g)` applies `g` to the input, before applying `f` to each of the output and concatenating the results. For example, `(children ‘o’ tag s)` returns all the children immediately enclosed by the input, provided that the input is a `CElem` element with the tag `s`.

```

o :: CFilter → CFilter → CFilter
f ‘o’ g = concatMap f . g

```

The expression `(concatMap f)` first maps the filter `f` to each element of type `Content` of the given list, and then concatenates the result of type `[[Content]]` to get a list of `Content`. Note that the `CFilter` `g` produces a value of `[Content]` from one of `Content`.

The expression `(f ‘union’ g)` concatenates the splitted results of filters `f` and `g`, while `(cat fs)` is its generalization to a list of filters. In fact, `cat` is defined as `cat=foldr1 union` using a standard Haskell function `foldr1` in the `HaXml` library [26].

The combinator expression `(f ‘with’ g)` acts as a guard on the results of `f`, keeping only those that are productive (yielding non-empty results) under `g`. Its dual, `(f ‘without’ g)`, excludes those results of `f` that are productive under `g`.

The expression `(f ‘et’ g)` applies `f` to the input if it is a `CString`, and applies `g` otherwise. The expression `(p?>f:>g)` represents conditional branches; if the (predicate) filter `p` is productive given the input, the filter `f` is applied to the input, otherwise `g` is applied.

The expression `(chip f)` applies `f` to the immediate children of the input. The results are concatenated as new children of the `CElem` element.

### Derived Combinators

A number of useful tree transformations can be defined as `HaXML` filters. For instance, we may define the following two path selection combinators `(/>)` and `(>/)`.

```

f />g = g ‘o’ children ‘o’ f
f >/ g = f ‘with’ (g ‘o’ children)

```

Both of them apply `f` to the input and prune away those subelements of the result that does not make `g` productive (i.e., `g` does not fail); `(/>)` can be seen as selecting a subtree given a path. It is an ‘interior’ selector, returning the inner structure, while `(>/)` is an ‘exterior’ selector, returning the outer structure.

Another class of useful filter combinators allows one to process trees recursively. The combinator `deep` defined by

```

deep f = f ?>(f :>(deep f ‘o’ children))

```

potentially pushes the action of filter `f` deep inside the document subelement. It first tries the given filter on the current `Content`: if the filter is productive then

<b>Predicates:</b>		
none	:: CFilter	zero
keep	:: CFilter	identity
elm	:: CFilter	tagged element?
txt	:: CFilter	plain text?
tag	:: String → CFilter	named root
<b>Content Selector:</b>		
children	:: CFilter	children of the root
<b>Content Constructors:</b>		
literal	:: String → CFilter	build plain text
mkElem	:: String → [CFilter] → CFilter	build a tree using filters
replaceTag	:: String → CFilter	replace root's tag
<b>Filter Combinators:</b>		
o	:: CFilter → CFilter → CFilter	sequential composition
union	:: CFilter → CFilter → CFilter	append results
cat	:: [CFilter ] → CFilter	concatenate results
with	:: CFilter → CFilter → CFilter	guard
without	:: CFilter → CFilter → CFilter	negative guard
et	:: CFilter → CFilter → CFilter	disjoint union
._? >.:>_.	:: CFilter → CFilter → CFilter → CFilter	condition
chip	:: CFilter → CFilter	in-place children application

Figure 10: Basic CFilters – predicates, selector, constructors and combinators

it stops, otherwise it moves to the children recursively. Another powerful recursion combinator is `foldXml`; the expression `(foldXml f)` applies the filter `f` to every level of the Content tree, from the leaves upwards to the root.

`foldXm f = f 'o' chip (foldXml f)`

## 4.2 BiHaXml combinators

Our bidirectional combinators have type `type XFilter = XFun Content [Content]`.

The bidirectional filter `XFun f` of BiHaXml applied to Content data `s` produces the result `(t, f')` where `t` is the result of forward transformation of `f`, and `f'` is the corresponding backward transformation.

### Basic Filters

The basic combinators of HaXml are bidirectionalized with XFun to define new XFilters.

```
keep, none :: XFilter
keep = XFun k where
  k x = ([x], head)
none = XFun k where
  k x = ([], const x)
```

The filters `elm` and `txt` are easily made bidirectional with `XFun` as follows.

```
elm :: XFilter
elm = XFun k where
  k x@(CElem _) = ([x], head)
  f x = ([], const x)
```

```
txt :: XFilter
txt = XFun k where
  k x@(CString _) = ([x], head)
  k x@(CRef _) = ([x], head)
  k x = ([], const x)
```

The bidirectional `(tag t)` returns the result of the forward transformation. According to its cases, the rules appear in the above combinators apply; it returns `([x], head)` if the argument is acceptable, and does `([], const x)` otherwise.

```
tag t = XFun k where
  k x@(CElem (Elem n _))
    | t==n = ([x], head)
    | otherwise = ([], const x)
  k x = ([], const x)
```

### Content Constructors

The filter `(literal s)` always returns a leaf labeled `s` with the backward function which returns the original regardless of

the change of the view. The construction combinator (`mkElem n cfs`) builds a tree with the node label `n`; the argument `cfs` is a list of filters, each of which produces its forward result and its backward transformation. The forward transformation by `XFun` is captured by the `cat` combinator of `XFilter` described below. The forward results are concatenated and become the children of the created element, with the backward function produced by `cat` is kept in this `XFun` for the future use of the backward transformation of `mkElem`. The backward transformation of (`replaceTag n`) is simple.

```
literal :: String → XFilter
literal s = XFun k where
  k x = ([CString False s], const x)
```

```
mkElem :: String → [XFilter] → XFilter
mkElem n cfs = XFun k where
  k s = ([CElem(Elem n [] t)], k')
  where
    XFun g = cat cfs
    (t, g') = g s
    k' [CElem (Elem n _ t')] = g' t'
```

```
replaceTag :: String → XFilter
replaceTag n = XFun k where
  k (CElem(Elem m as cs)) =
    ([CElem(Elem n as cs)], k')
  where
    k' [CElem(Elem _ as' cs')] =
      CElem(Elem m as' cs')
  k s = ([], const s)
```

### Content Selector

The bidirectional filter `children` returns the immediate children in forward direction and returns them in place in the following backward transformation.

```
children :: XFilter
children = XFun k where
  k (CElem (Elem n as cs)) = (cs, k')
  where
    k' cs' = CElem (Elem n as cs')
  children s = ([], const s)
```

### Filter Combinators

Bidirectional combinators of `XFilter` make full use of the characteristic property of `XFun` in that the backward function is instantiated by partial

parametrization with the input of the forward function.

The bidirectional sequential composition (`f 'o' g`) can be specified with auxiliary bidirectional functions (`<->`), `xmap`, and `xconcat` described in Sections 3.1 and 3.2. These functions correspond to Haskell functions (`.`), `map`, and `concat` used in the definition of the `HaXml` combination (`f 'o' g`)=`(concatMap f . g)`, or `(concat . map f . g)`.

```
o :: XFilter → XFilter → XFilter
f 'o' g = g <-> xmap f <-> xconcat
```

Note that application of the `XFilter` composition (`<->`) is performed from left to right while `CFilter` composition `o` from right to left.

The forward transformation of the combinator `union` gives a concatenated list of the results of its operand filters. The filter (`XFun f 'union' XFun g`) takes source data `s` which is split and shared by the two filters `XFun f` and `XFun g`. The two filters produce their results ( $t_f, f'$ ) and ( $t_g, g'$ ) independently. Although the duplication transformation described in Section 2.3 produces a pair of the results of two functions, the expression (`XFun f 'union' XFun g`) combines the results  $t_f$  and  $t_g$  into a single list by concatenation. Hence, when dealing with backward transformation, we need to identify which part of the target `Content` has been modified. Of course, we were to compute  $t_f$  and  $t_g$  again from the source, but it will cost too much and cause inefficiency in backward transformation. We therefore keep information of the intermediate results  $t_f$  and  $t_g$  inside the `XFun` bidirectional function for the later use in backward transformation.

If the part of the view corresponding to  $t_f$  has been modified, then the backward transformation  $f'$  can bring back to the source, and similarly with  $g$ . An implementation of `union` looks like:

```
union :: XFilter → XFilter → XFilter
(XFun f) 'union' (XFun g) = XFun k where
  k s = (t.f++t.g, k')
  where
    (t.f, f') = f s
    (t.g, g') = g s
```

```

l = length t.f
k' t'
| t.g'==t.g = f' t.f'
| t.f'==t.f = g' t.g'
  where
    t.f' = take l t'
    t.g' = drop l t'

```

Here, we assume that the both of  $t_f$  and  $t_g$  are never modified on the target view  $t$ ; at most one of them can be modified. We can define the bidirectional `cat` with the use of bidirectionalized `foldr1` and `union` as `cat=foldr1 union`. Defining bidirectional `cat` in this way is, however, inefficient than that by manipulating intermediate information as follows.

```

cat :: [XFilter] → XFilter
cat [] = XFun k where k s = ([], const s)
cat xfs = XFun k where
  k s = (concat tss, k')
  where
    (tss, gs') =
      unzip (map (\(XFun g)→g s) xfs)
    ls = map length tss
    k' ts' = h tss tss' gs'
  where
    tss' = unconcat ls ts'
    unconcat [] _ = []
    unconcat (l:ls) ts' =
      take l ts' : unconcat ls (drop l ts')
    h [] _ _ = s
    h (ts:tss) (ts':tss') (g':gs')
      | ts==ts' = h tss tss' gs'
      | otherwise = g' ts'

```

Other filter combinators have been bidirectionalized to produce a `XFilter`.

### Derived Combinators

Having bidirectionalized the basic filters and filter combinators in terms of `XFun`, most of high level combinators such as recursive ones come out to be bidirectional as they are by definition. These are same as ones in the `HaXml` library.

Examples follow:

```
deep f = f ?>(f :> (deep f 'o' children))
```

```
foldXm f = f 'o' chip (foldXml f)
```

Finally, we have made a complete set of bidirectionalized `HaXml` filters and combinators, which counted over forty.

We can use this Bidirectional `HaXml` Library `BiHaXml` to write bidirectional programs for XML documents as easily as we write programs for transform the document in `HaXml`. Of course, we may use `BiHaXml` for `HaXml`; evaluating `BiHaXml` programs to the half way corresponds to the `HaXml` evaluation.

## 5 A Bidirectional XML Viewer

A bidirectional XML Viewer was built as an illustrative example of using the `BiHaXml` library for view-updating (Figure 11). The combinators defined in the `Text.XML.HaXml.Combinators` module of `HaXml` are replaced by the new `XCombinators` module for bidirectional programming. As the names of the combinators of the `BiHaXml` follow the original `HaXml`, existent `HaXml` code can be used as it is in view-updating for free.

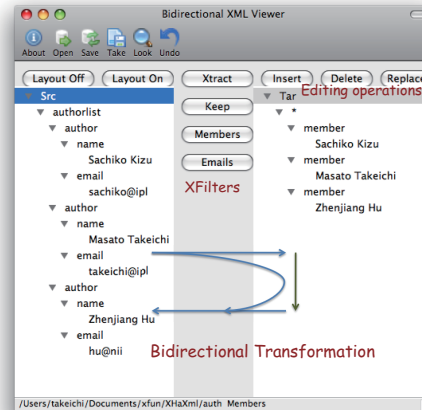


Figure 11: Bidirectional XML Viewer

The module `XCombinators` contains filters and combinators of `BiHaXml`, or bidirectionalized ones of the `HaXml` module. Several additional combinators are included for editing and combinators for `Xtract` query [25].

An example of bidirectional view-updating program is shown in Figure 12.

```

module Main where
  import Graphics.UI.WX
  import XCombinators
  import XParse (xtract)
  import XViewer (xViewer)
  main :: IO ()
  main = start (xViewer xfs) where
    xfs = [("Members", members),
          ("Emails", emails)]
    members= mkElem "member"
      [ keep />tag "name" />txt ]
      'o' (keep />tag "author")
    emails= xtract "*/email"

```

Figure 12: A view-updating program

## Editing operations and filters

View-updating through the target view allows simple editing operations— “Insert”, “Delete”, and “Replace”.

Any CString element may be replaced with a new text without any restriction. But we require that inserting a new CElem or deleting an existent CElem are allowed provided that the related item has been marked as “editable”. This is because we like to keep the XML structure with no additional information about the document of our concern. If we were to use type information like DTD or XML Scheme, more elaborate editing becomes available. But for simplicity, we do not take this here.

Hence, editing in our Bidirectional XML Viewer requires that the element which may be deleted or inserted need to be marked before editing, and insertion produces a copy of the existent item selected by the mouse. Thus, our insertion and deletion look like a loose-leaf binder to which a sheet of paper is inserted or from which one is removed.

For the element to be possibly made inserted or deleted, the filter (`loosen t`) marks the element with tag `t` by adding an attribute to corresponding elements, which is effective only in the target view. The insertion operation makes a copy of the selected element in its place, which will be edited further by editing operations.

## Bidirectional Xtract combinators

The combinators defined in Xtract modules of HaXml are called “Double filter” DFilter.

```
type DFilter=Content→Content→[Content].
```

A double filter always takes the whole document as an extra argument and we can traverse it again from inner location within the document. These combinators are used in processing Xtract queries which are similar to XPath. In our Bi-HaXml, the DFilters of HaXml are bidirectionalized as WFilter of type

```
newtype WFun a b=WFun(a→a→(b,b→a))
type WFilter = WFun Content [Content].
```

We have made several modifications on the XParse module to generate WFilters from Xtract expressions. The combinator (`xtract s`) is a bidirectional XFilter which returns the target view extracted according to an Xtract expression `s`.

## Bidirectional list filters

There is no reason why we do not include bidirectional functions for list processing described in Section 3.2. Our XCombinators module includes useful bidirectional functions for lists which may be used with original HaXml combinators.

## 6 Related Work

View-updating to correctly reflect the modification on the view back to the database [2, 6, 8, 21, 1] is an old problem in the database community. In recent years, however, the need to synchronize data have been recognized by researchers from different fields. And it is claimed that multiple views of the same program help to deal with in aspect-oriented programming [13]. Recently, we have proposed novel ideas on model synchronization problems in software development [27, 28, 29]. These all are related to bidirectional transformation.

In the context of data synchronization, [9] coined the “bidirectional updating” problem. In [9, 7], a semantic foundation and a programming language



(the “lenses”) for bidirectional transformations are given. They form the core of the data synchronization system Harmony [22]. Another related language was given by Meertens [16] to specify constraints in the design of user-interfaces. Due to their intended applications, less efforts were put on describing either element-wise or structural dependency inside the view.

The original motivation of our work on bidirectional transformation was to build a theoretical foundation for presentation-oriented editors supporting interactive development of XML documents, [24] for example, under the “Dependable XML Processing Project” conducted by the author. Along with this project, another project proposed a presentation-oriented generic editor Proxima [23] to which one can “plug-in” their own editors for different types of documents and representations. However, it requires explicit specification of both forward and backward updating. Our goal is to specify only the forward transform and derive the backward updating automatically. We choose to based our formalization of bidirectional updating on injective mapping. The extension to deal with duplication and structural changes are thus easier to cope with.

We have also developed a domain-specific XML processing language called *X*. The language *X* is basically a point-free functional language closely related to the languages in [16] and [9]. However, the treatments with duplication and alignment were not satisfactory. Besides XML processing languages, more primitive language *Inv* with bidirectional semantics has been developed [18]. In order to resolve the problem of duplication and alignment, we attempt to embed both HaXml and *X* into *Inv*. The embedding of HaXml is recorded in [19], which was preceded by a draft of implementation [10]. That for *X* is described in [12], which is an extended version of an earlier publication [11].

From the viewpoint of domain-specific languages, another attempt of defining a language called *Bi-X* [14] produced re-

sults of useful system for practical applications. The language *Bi-X* shares the idea of *X* and *Inv* and implemented as a Java library *Bi-XJ* for use in applications. We developed a tool for translating XQuery expressions into *Bi-X* code for bidirectional queries with updates [15]. The *Bi-XJ* library was used for developing an XML-based Web publishing tool called *Vu-X* [20] which provides us for updating Web pages through browsers based on bidirectionality.

Among them, the most influential work for this paper would be [12]. The approach of this work is, however, different from the previous work on bidirectional transformation. We did not follow the way of embedding a language into another, but have defined directly in a general purpose functional language. The framework of *bidirectional programming* makes aware of defining bidirectional transformation with a higher order function *XFun*, which encapsulates forward and backward functions in a single function. This will make bidirectional programming be applied to wider range of problems.

## 7 Conclusions

We have presented a novel idea of defining *bidirectional functions* which comprises *bidirectional programs* with its application to implementation of the *Bi-HaXml* for XML processing. We also developed a Bidirectional XML Viewer with GUI to exemplify our idea.

With the bidirectionalization of the existent HaXml library, any HaXml transformations gain bidirectionality for free. This makes HaXml be a more powerful transformation language than it was first designed for.

We believe that bidirectional programming approach will be applied to wider domains of data update problems. Given a forward transformation, we get the backward transformation by defining bidirectional functions. A well-designed domain-specific library will free us from writing new bidirectional functions and make bidirectional programming unidi-

rectional; that is, we need only consider how to transform the source into the target with the library functions.

However, we have an issue in designing domain-specific languages. Although designing a new domain-specific language with bidirectional semantics would be an attractive approach, we always suffer from the problem of descriptive power, i.e., to what extent it works by itself. Our approach here provides a domain-specific library, BiHaXml for XML in a general purpose functional language Haskell and we are free to use language features not provided in BiHaXml. The point-free style of programming is also attractive for transformation and reasoning about programs, but fails in concise description of modularization. We may want to use definitions or bindings of expressions with identifiers, which may appear as free variables in combinator expressions. We can write a simple code for resolving ID/IDREF's in an XML document as

```
dfilter
  (ofoldXmlo(oiffindo" pref" lookfor okeepo))
  where
    lookfor v = global(deep
      (attrval(" pid" ,AttValue[Left v])))
```

Here, the identifiers except `lookfor` are combinators of BiHaXml (and of course of HaXml), and the variable binding of `lookfor` appears for the function definition. Without any binding mechanism, it would be difficult to solve the problem by such simple expressions.

Another issue is a semantic one. We assume that the view produced by duplication might be modified in one data item at a time. This restriction is explained in Sections 2.3 and 3.1. We cannot use our bidirectional programs in *offline* environment where several modifications are made before backward transformation. Neither we allow editing operation that changes more than two data items at a time. The restriction comes from a technical requirement for defining the semantics of backward transformation in consistent as well as concise description. As long as we update the view *online* using simple operations like in our XML Viewer, we do not care about it. But in more general situations we might

be required to deal with more complex editing operations. Anyway, this problem can be characterized by properties of function  $h$  in bidirectional programs.

We need study more on these issues through practical applications of bidirectional programming.

### Acknowledgments

The author would like to thank thank to Zhenjiang Hu and Shin-Cheng Mu for discussion on bidirectional transformation, and Sachiko Kizu for BiHaXml implementation. Also thanks to the members of the IPL laboratory, University of Tokyo.

This work is partially supported by the Japan Society for the Promotion of Science, Grant-in-Aid for Scientific Research (A) 19200002 on "Bidirectional Transformation and its Application".

### References

- [1] Abiteboul, S.: On views and XML, *Proceedings of the 18th ACM SIGPLAN-SIGACT-SIGART Symposium on Principles of Database Systems*, ACM Press, 1999, pp. 1–9.
- [2] Bancilhon, F. and Spyratos, N.: Update semantics of relational Views, *ACM Transactions on Database Systems*, Vol. 6, No. 4(1981), pp. 557–575.
- [3] Bennett, C. H.: Logical reversibility of computation, *IBM Journal of Research and Development*, Vol. 17, No. 6(1973), pp. 525–532.
- [4] Benzaken, V., Castagn, G., and Frisch, A.: CDuce: an XML-centric general-purpose language, *Proceedings of the 2003 ACM SIGPLAN International Conference on Functional Programming*, ACM Press, 2003.
- [5] Bray, T., Paoli, J., Sperberg-MacQueen, C. M., and Maler, E.: Extensible Markup Language (XML) 1.0 (Second Edition), October 2000. <http://www.w3.org/TR/REC-xml>.

- [6] Dayal, U. and Bernstein, P. A.: On the correct translation of update operations on relational views, *ACM Transactions on Database Systems*, Vol. 7, No. 3(1982), pp. 381–416.
- [7] Foster, J. N., Greenwald, M. B., Moore, J. T., Pierce, B. C., and Schmitt, A.: Combinators for bi-Directional tree transformations: a linguistic approach to the view update problem, *The 32nd ACM SIGPLAN–SIGACT Symposium on Principles of Programming Languages (POPL 2005)*, Long Beach, California, ACM Press, 2005, pp. 233–246.
- [8] Gottlob, G., Paolini, P., and Zicari, R.: Properties and update semantics of consistent views, *ACM Transactions on Database Systems*, Vol. 13, No. 4(1988), pp. 486–524.
- [9] Greenwald, M. B., Moore, J. T., Pierce, B. C., and Schmitt, A.: A language for bi-directional tree transformations, Technical Report, MS-CIS-03-08, University of Pennsylvania, August 2003.
- [10] Hu, Z., Emoto, K., Mu, S.-C., and Takeichi, M.: Bidirectionalizing Tree Transformations, *Workshop on New Approaches to Software Construction (WNASC 2004)*, Komaba, Tokyo, Japan, September 13-14, 2004.
- [11] Hu, Z., Mu, S.-C., and Takeichi, M.: A programmable Editor for Developing Structured Documents based on Bidirectional Transformations, *Proceedings of ACM SIGPLAN 2004 Symposium on Partial Evaluation and Program Manipulation*, Verona, Italy, ACM Press, August 2004.
- [12] Hu, Z., Mu, S.-C., and Takeichi, M.: A programmable Editor for Developing Structured Documents based on Bidirectional Transformations, *Higher-Order and Symbolic Computation (HOSC)*, Springer, 2008. pp.89-118. An earlier version appeared in ACM PEPM '04.
- [13] Janzen, D. and de Volder, K.: Programming with crosscutting effective views, *ECOOP 2004 - Object-Oriented Programming, 18th European Conference*, Lecture Notes in Computer Science, No. 3086, Springer-Verlag, June 14-18, 2004, pp. 195–218.
- [14] Liu, D., Hu, Z., Takeichi, M., Kakehi, K., and Wang, H.: A Java Library for Bidirectional XML Transformation, *JSSST Computer Software*, Vol.24, No.2, 2007. pp. 164–177.
- [15] Liu, D., Hu, Z., and Takeichi, M.: Bidirectional Interpretation of XQuery, *ACM SIGPLAN 2007 Workshop on Partial Evaluation and Program Manipulation (PEPM 2007)*, Nice, France, January 15-16, 2007.
- [16] Meertens, L.: Designing constraint maintainers for user interaction, 1998. <ftp://ftp.kestrel.edu/pub/papers/meertens/dcm.ps>.
- [17] Mu, S.-C., Hu, Z., and Takeichi, M.: An Injective Language for Reversible Computation, *Seventh International Conference on Mathematics of Program Construction*, Lecture Notes in Computer Science, No. 3125, Springer-Verlag, July 2004.
- [18] Mu, S.-C., Hu, Z., and Takeichi, M.: An algebraic approach to bidirectional updating, *The Second Asian Symposium on Programming Language and Systems*(Chin, W.-N.(ed.)), Lecture Notes in Computer Science, No. 3302, Springer-Verlag, November 4-6, 2004, pp. 2–20.
- [19] Mu, S.-C., Hu, Z., and Takeichi, M.: Bidirectionalizing Tree Transformation Languages: A Case Study, *JSSST Computer Software*, Vol.23, No.2, 2006. pp. 129–141.

- [20] Nakano, K., Hu, Z., and Takeichi, M.: Consistent Web Site Updating based on Bidirectional Transformation, *10th IEEE International Symposium on Web Site Evolution (WSE 2008)*, Beijing, China, October 3-4, 2008.
- [21] Ogori, A. and Tajima, K.: A polymorphic calculus for views and object sharing, *Proceedings of the 13th ACM SIGACT-SIGMOD-SIGART Symposium on Principles of Database Systems*, ACM Press, 1994, pp. 255–266.
- [22] Pierce, B. C., Schmitt, A., and Greenwald, M. B.: Bringing harmony to optimism: an experiment in synchronizing heterogeneous tree-structured data, Technical Report, MS-CIS-03-42, University of Pennsylvania, March 18, 2004.
- [23] Schrage, M. M.: *Proxima - A presentation-oriented editor for structured documents*, PhD Thesis, Utrecht University, The Netherlands, 2004.
- [24] Takeichi, M., Hu, Z., Kakehi, K., Hayashi, Y., Mu, S.-C., and Nakano, K.: TreeCalc:towards programmable structured documents, *The 20th Conference of Japan Society for Software Science and Technology*, September 2003.
- [25] Wallace, M. and Runciman, C.: Xtract: a query language for XML documents, <http://www.haskell.org/HaXml/Xtract.html>, 1998.
- [26] Wallace, M. and Runciman, C.: Haskell and XML: generic combinators or type-based translation? , *Proceedings of the 1999 ACM SIGPLAN International Conference on Functional Programming*, ACM Press, September 1999, pp. 148–159.
- [27] Xiong, Y., Liu, D., Hu, Z., Zhao, H., Takeichi, M., and Mei, H.: Towards Automatic Model Synchronization from Model Transformations. *Proceedings of the 22nd IEEE/ACM International Conference on Automated Software Engineering (ASE'07)*, Atlanta, Georgia, pp. 164–173, November 2007.
- [28] Xiong, Y., Hu, Z., and Takeichi, M.: Supporting Parallel Updates with Bidirectional Model Transformations. *Proceedings of the Second International Conference on Model Transformation (ICMT'09)*, ETH Zurich, Switzerland, pp. 213–228, June 2009.
- [29] Xiong, Y., Hu, Z., Zhao, H., Song, H., Takeichi, M. and Mei, H.: Supporting Automatic Model Inconsistency Fixing. *Proceedings of 7th Joint Meeting of the European Software Engineering Conference and the ACM SIGSOFT Symposium on the Foundations of Software Engineering (ESEC/FSE'09)* , August 2009.

## A The use of Bidirectional XML Viewer

The Bidirectional XML Viewer is implemented with GHC version 6.10.3 and wxHaskell 0.11.1.2 on Mac OS X, and with GHC version 6.8.3 and wxHaskell 0.10.3 on Microsoft Windows operating system. The HaXml library version 1.13.3 and the viewer module are common to both systems.

The viewer is implemented as a separate module provided as XViewer. The XFilters of BiHaXml are defined in a module XCombinators which replaces `Text.XML.HaXml.Combinators` module of HaXml. We needed to make small changes in the module `Text.XML.HaXml.Xtract.Parse` for our Wfilters instead of DFilters of HaXml Xtract, and renamed the module as XParse. These are the all modules for our Bidirectional XML Viewer for view-updating.

The Bidirectional Viewer consists of several panels in a GUI frame as shown in Figure 13. This is a screenshot on Windows XP, while other screenshots will be taken on Mac OS.

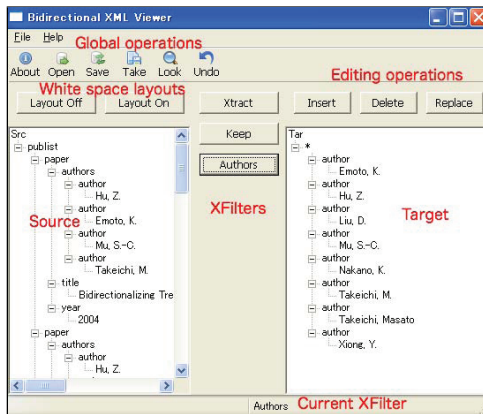


Figure 13: Bidirectional XML Viewer

The topmost panel contains icons for file input and output as well as one for undoing the operation, and the status bar at the bottom of the frame indicates the XFilter currently applied to the source.

The main part of the frame consists

of two panels for displaying the source and the target Content in tree form. The tree may be collapsed and expanded by pressing the node.

The Content tree for XML may contain white spaces for layout as text elements which appear most often after reading an XML document. But in most transformation of our interest, we will be happy if we disregard these white spaces from the Content by pressing the “Layout Off” button placed above the source tree area. And the layout spaces for indentation are properly inserted by pressing the “Layout On” button.

The target tree frame is associated with three buttons “Insert”, “Delete”, and “Replace”. These buttons are pressed for editing the selected element on the target tree. Pressing the Insert button makes a copy of the selected element be inserted beside that element, provided the element has been loosen (See Section 5). Similarly, the Delete button deletes the selected element among the loosened elements. Notice that deletion of the single child element of some element cannot get it back by insertion because insertion requires the element to be copied. When the Replace button is pressed, a textbox appears to accept the string to be replaced for the selected text element. Replacement is always possible for any text element unless it has been produced only for reference. See Section B below for ID/IDREF resolution.

The panel between the source and the target tree areas is allocated for the buttons placed for each XFilter to be applied to the source tree.

The topmost button for “Xtract” is provided for interactive querying by Xtract patterns, which the user gives through a popup textbox. And the “Keep” filter is also predefined as the default, which keeps the source to produce the target as it is.

Other filters are programmed by the user as shown in Figure 14. XFilters are defined by a variable associated with a combinator expression and a name is given for displaying it in the button. The name “Authors” is given to the filter def-

inition of “authorlist” as shown in the filter list `xfs`, which is the argument of the viewer `xViewer`.

```

module Main where
import Graphics.UI.WX
import Text.XML.HaXml.Types
import XCombinators
import XParse (xtract)
import XViewer (xViewer)
main = start (xViewer xfs) where
xfs = [ ("Authors", authorlist),
      ("Papers", papalist)]
authorlist= xtract "//author"
          <-> xsort
          <-> xremdups
paperlist= loosen ["paper", "author"]

```

Figure 14: XFilters for View-updating

The editing operations on the target view are immediately reflected on the source and then on the target as described in Section 2.2. If you want to see what happens, the “Undo” button will help showing the process backward in a step-by-step way; first the forward transformation from the modified source with the modification of the source by the backward transformation is canceled, and then the modification on the target tree is canceled.

In the followings, we exemplify the use of the viewer with a small XML document excerpted from the publication list of the references, which contains 7 publications and of the form as Figure 15. We will learn bidirectional programming with BiHaXml through several XFilter examples.

We start editing by reading the XML file and get the initial screen with the same source and the target trees.

## A.1 Querying by Xtract

The Xtract tool of the HaXml can be used as a kind of “XML-grep” at the command line as well as a CFilter. We can use it in our Bidirectional XML Viewer by simply putting query patterns interactively. The result of the query is shown as the target view of forward transformation. And editing operations may be taken for updating the source

```

<publist>
<paper>
  <authors>
    <author>Hu, Z.</author>
    <author>Emoto, K.</author>
    <author>Mu, S.-C.</author>
    <author>Takeichi, M.</author>
  </authors>
  <title>Bidirectionalizing ...</title>
  <year>2004</year>
</paper>
<paper>
  <authors>
    <author>Hu, Z.</author>
    <author>Mu, S.-C.</author>
    <author>Takeichi, Masato</author>
  </authors>
  <title>A programmable Editor ...</title>
  <year>2008</year>
</paper>
...
<paper>
  <authors>
    <author>Xiong, Y.</author>
    <author>Hu, Z.</author>
    <author>Takeichi, M.</author>
  </authors>
  <title>Supporting Parallel ...</title>
  <year>2009</year>
</paper>
</publist>

```

Figure 15: An XML document

through this view by bidirectional settings.

When we press the “Xtract” filter button, another textbox appears for the user to put an Xtract pattern (Figure 16).

Putting the pattern to query, we will get the result on the target tree area. Figure 17 shows the result of the query with the pattern “//title”, which means the title elements found at any depth of the `publist`, the root of the source tree.

Note that our XFilter may generate a list with more than two `Content` elements as observed in this case. The viewer makes a virtual root with the tag `*` to make a tree with these elements as children.

Interactive query by Xtract patterns is useful for designing HaXml programs through examination of access paths to the element.

## A.2 Making them unique

We could make a query for the authors in the publication list with the pattern

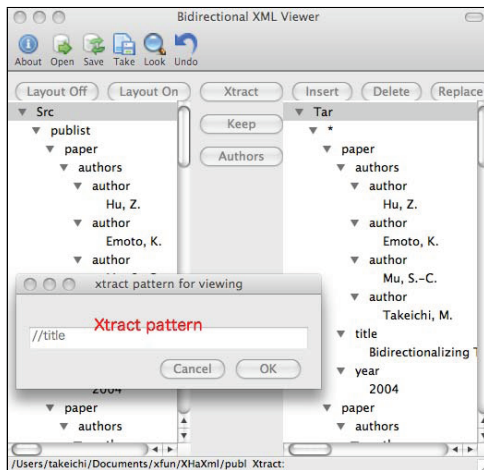


Figure 16: Interactive Xtract query

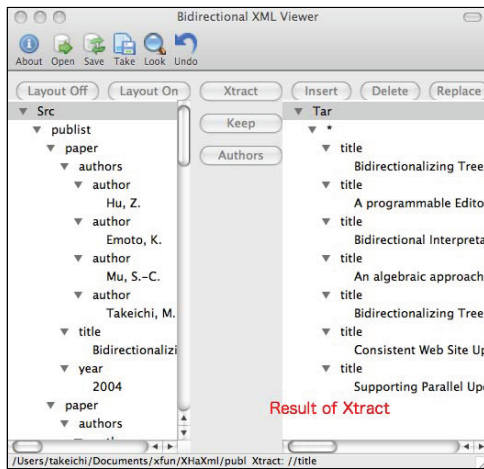


Figure 17: Titles in Publist.xml

"//author". The XFilter (xtract "//author") does this much the same way as in interactive query. Combined this with bidirectional functions xsort and xremdups described in Section 3.2, we may define a XFilter authorlist as shown in Figure 14.

This filter first collects author's names which appear in any authors' lists of any papers by the extract filter. Then these names are sorted, and finally adjacent duplicates are removed. Hence only the different names in the original documents appear in the target view. Figure 18 shows the result applied to our XML document. Here, we can see that similar

names appear; one is written with initial of the first name but the other written in full name.

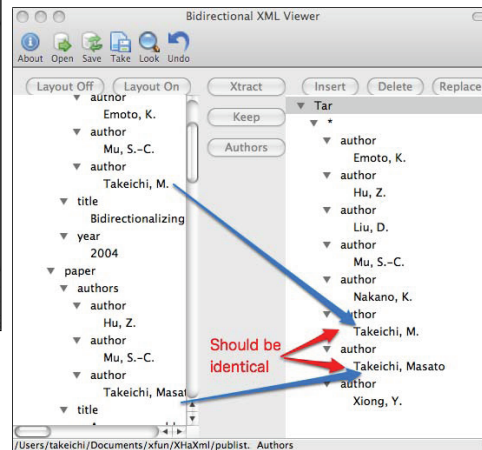


Figure 18: Remdups after sorting

Such inconsistency is corrected with ease by replacing the name with correct one. To do this, select the text element and press the Replace button. A textbox is popped up for text input (Figure 19).

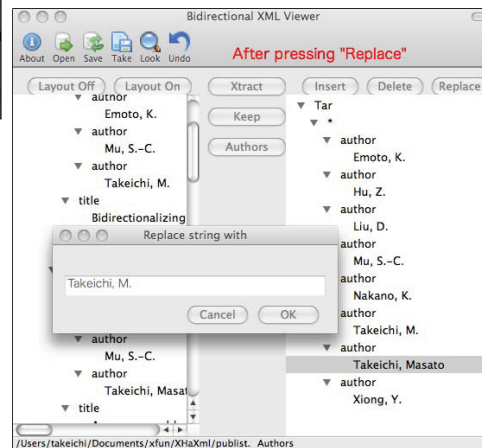


Figure 19: Replacement of the name

When "OK" button is pressed, the backward transformation brings the change to the source and then do the forward transformation again to get the view. This time, only the name with initial appears (Figure 20).

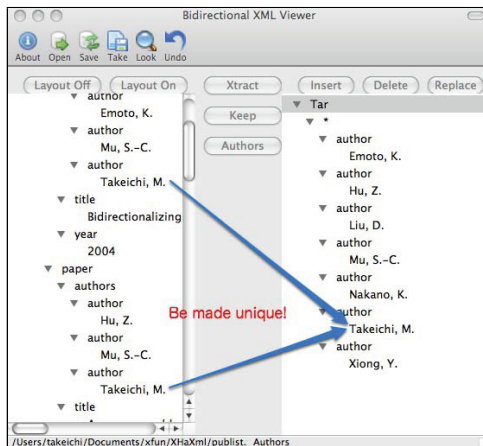


Figure 20: Names are made unique

### A.3 Inserting new items

As far as text editing, we can freely replace the text element as shown above. However, we need to invent some mechanism of editing for structured elements. As described in the leading part of the Appendix, we provide a XFilter for marking the “editable” element. A simple code (`loosen["paper", "author"]`) marks all the element with tags `paper` or `author` at any depth of the current element.

Hence, the filter called “Papers” defined in Figure 14 applied to the source document produces the target shown in Figure 21. The mark is shown as `=\"*`, which is implemented internally as an attribute with the “empty” key of the value `*`.

If we want to insert a new “paper” element in front of the first one, select the first element and press the Insert button. This produces a copy of the first element inserted in front both in the target and the source trees as shown in Figure 22.

Now we can change the text elements under the inserted copy, or may insert or delete the “author” elements which have been marked editable, too.

We can see how this loosening mechanism works well if we undo the operation. The internal attribute value for the key `\"` is changed to `\"+` or to `\"-` respectively for insertion or deletion before backward transformation. This

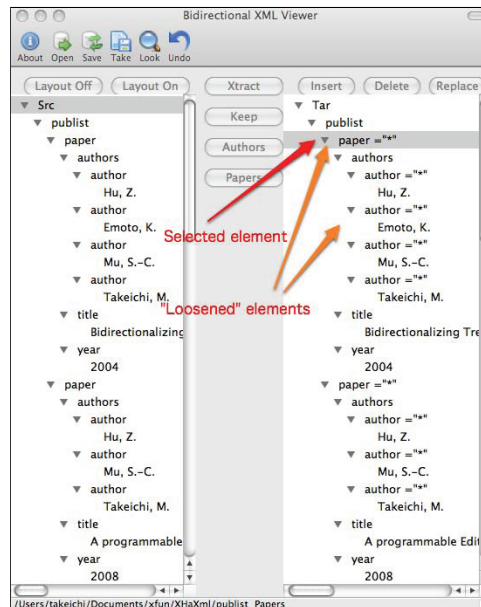


Figure 21: Loosening “editable” elements

keeps the number of concatenated elements produced by the forward transformation. As described in Section 4.2, the number of the results of component filters is the key issue of backward transformation. Insertion and deletion is performed in effect as the backward transformation of the loosen filter.

### A.4 Publishing Web Pages

An attractive application of XML documents would be XML-based Web Publishing. Web publishing based on HTML has problems is how to maintain the consistency of the contents. Consider, for example, the author’s name need to be changed for some reasons in Web pages of the publication list. If the name is originated from a single instance in a XML document and the HTML views are produced from that document, what we have to do is to change the single instance in that document. Otherwise, we need to find out where the name appears in the HTML document; there may scatter in many places in many pages and we have to take the trouble to make them consistently updated. Thus, we apply



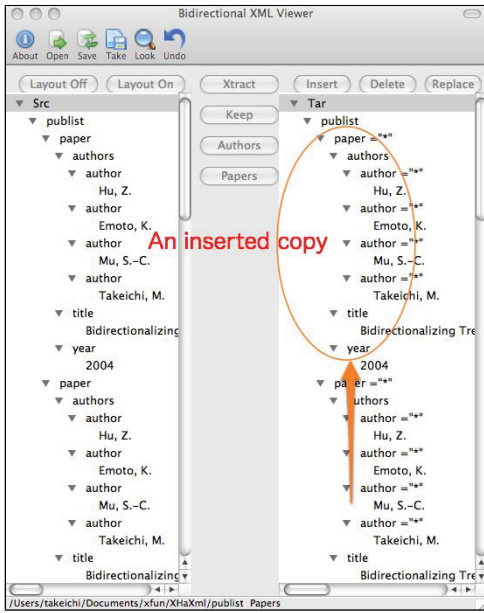


Figure 22: A copy inserted beside its original

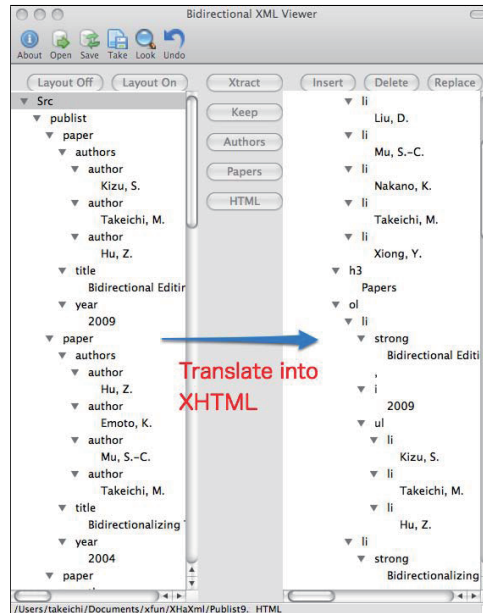


Figure 24: Publishing XHTML

our bidirectionality with duplication by splitting to produce Web pages from an XML document.

An example bidirectional program with BiHaXml is shown here as Figure 23.

```
publish.html=
mkElem "html" [
mkElem "body" [
mkElem "h3" [literal "Authors"],
mkElem "ul"
[replaceTag "li" 'o' authorlist],
mkElem "h3" [literal "Papers"],
mkElem "ol" [
mkElem "li" [
replaceTag "strong" 'o'
(keep /> tag "title"),
literal ", ",
replaceTag "i" 'o' (keep /> tag "year"),
mkElem "li" [
replaceTag "li" 'o'
(deep (tag "author"))]] 'o'
(keep /> tag "paper")] ] ]
```

Figure 23: Publishing XHTML

We have a view produced by the code `publish.html` for our `Publist.xml` as shown in Figure 24.

The view contains duplications for the

authors' name. One appears in the list of the authors, and several occurrences in the authors' part in each paper. Of course, we may modify the contents by editing the target view with XHTML tags and the changes will be back to the source as examples above show. This is the basic idea of our previous work on Vu-X [20], which is provided an interface for editing through the view on Web browsers.




Figure 25: A View on Safari

By pressing the “Take” icon and giving the file name, we get the HTML file which can be viewed with popular Web browsers like Safari, Internet Explorer, and Firefox. Figure 25 is an example displayed on the Safari browser.

## B Resolving ID/IDREF

In designing the database of publications, the uniqueness of the authors’ name would be realized by the use of the ID/IDREF mechanism in some ways.

Given an XML document which corresponds to the view in HTML format above. We assume that we have an XML document which contains the Authors element keeping the names of the authors, and the Papers element for the publications. The paper elements of the Papers element contains the author elements which refer to an author element in the authors element.

This reference is represented by the ID/IDREF mechanism with the use of attribute; we use ID key of pid and IDREF key of pref. Figure 26 shows the XML file for our publication lists with ID/IDREF.

As mentioned in Conclusions, the filter

```
dfilter
( ofoldXmlo( oifindo "pref" lookfor okepo )
  where
    lookfor v = global( deep
      ( attrval( "pid" , AttValue[Left v] ) ) ) )
```

makes the IDREF element replaced by the corresponding ID element which is shown in Figure 27.

We should notice that the author elements under the Papers element should not be modified on the target view, because those elements are *references* to the elements which define the unique names. In fact, in our implementation of the Wfilters, the text element in the target view cannot be replaced with. But there remain the problems how to build XML documents with ID/IDREF from simple ones, for example.

```
<Publist>
<Authors>
  <author pid="KE">Emoto, K.</author>
  <author pid="ZH">Hu, Z.</author>
  <author pid="SK">Kizu, S.</author>
  <author pid="DL">Liu, D.</author>
  <author pid="SM">Mu, S.-C.</author>
  <author pid="KN">Nakano, K.</author>
  <author pid="MT">Takeichi, M.</author>
  <author pid="YX">Xiong, Y.</author>
</Authors>
<Papers>
<paper>
  <authors>
    <author pref="SK"/>
    <author pref="MT"/>
    <author pref="ZH"/>
  </authors>
  <title>Bidirectional ... </title>
  <year>2009</year>
</paper>
<paper>
  <authors>
    <author pref="ZH"/>
    <author pref="KE"/>
    <author pref="SM"/>
    <author pref="MT"/>
  </authors>
  <title>Bidirectionalizing ... </title>
  <year>2004</year>
</paper>
...
</Publist>
```

Figure 26: A Document with ID/IDREF




Figure 27: Resolving ID/IDREF